

- [8] Q. Zhang, R. Ma, C. Wang, and J. Xu, "On the global stability of delayed neural networks," *IEEE Trans. Autom. Control*, vol. 48, no. 5, pp. 794–797, May 2003.
- [9] T. Chen, "Global convergence of delayed dynamical systems," *IEEE Trans. Neural Networks*, vol. 12, no. 6, pp. 1532–1536, Nov. 2001.
- [10] —, "Global exponential stability of delayed Hopfield neural networks," *Neural Networks*, vol. 14, pp. 977–980, 2001.
- [11] C. Feng and R. Plamondon, "On the stability analysis of delayed neural network systems," *Neural Networks*, vol. 14, pp. 1181–1188, 2001.
- [12] S. Hu and J. Wang, "Global asymptotic stability and global exponential stability of continuous-time recurrent neural networks," *IEEE Trans. Autom. Control*, vol. 47, no. 5, pp. 802–807, May 2002.
- [13] T. L. Liao and F. C. Wang, "Global stability for cellular neural networks with time delay," *IEEE Trans. Neural Networks*, vol. 11, no. 6, pp. 1481–1485, Nov. 2000.
- [14] S. Mohamad, "Global exponential stability in continuous-time and discrete-time delayed bidirectional neural networks," *Physica D*, vol. 159, pp. 233–251, 2001.
- [15] N. Takahashi, "A new sufficient condition for complete stability of cellular neural networks with delay," *IEEE Trans. Circuits Syst. I*, vol. 47, no. 6, pp. 793–799, Jun. 2000.
- [16] Z. Yi, P. A. Heng, and K. S. Leung, "Convergence analysis of delayed cellular neural networks with unbounded delay," *IEEE Trans. Circuits Syst. I*, vol. 48, no. 6, pp. 680–687, Jun. 2001.
- [17] J. Zhang and Y. Yang, "Global stability analysis of bidirectional associative memory neural networks with time delay," *Int. J. Circuit Theory Appl.*, vol. 29, pp. 185–196, 2001.
- [18] R. A. Horn and C. R. Johnson, *Topics in Matrix Analysis*. Cambridge, U.K.: Cambridge Univ. Press, 1991.

## Second-Order Sliding-Mode Observer for Mechanical Systems

Jorge Davila, Leonid Fridman, and Arie Levant

**Abstract**—The super-twisting second-order sliding-mode algorithm is modified in order to design a velocity observer for uncertain mechanical systems. The finite time convergence of the observer is proved. Thus, the observer can be designed independently of the controller. A discrete version of the observer is considered and the corresponding accuracy is estimated.

**Index Terms**—Nonlinear observers, sliding modes.

### I. INTRODUCTION

The design of observers for the mechanical systems with Coulomb friction is important for the following reasons:

- linear observers do not achieve adequate performance for such systems;

Manuscript received August 18, 2004; revised January 16, 2005 and May 16, 2005. Recommended by Associate Editor Z.-P. Jiang. The work of J. Davila and L. Fridman was supported by the Mexican CONACyT (Consejo Nacional de Ciencia y Tecnologia) under Grant 43807-Y, and of the Programa de Apoyo a Proyectos de Investigacion e Innovacion Tecnol6gica (PAPIIT) UNAM under Grant 117103.

J. Davila and L. Fridman are with the Department of Control, Division of Electrical Engineering, Engineering Faculty, National Autonomous University of Mexico, Ciudad Universitaria, Universidad Nacional Autonoma de Mexico, 04510 Mexico City, Mexico (e-mail: jadavila@servidor.unam.mx; lfridman@servidor.unam.mx).

A. Levant is with the Applied Mathematics Department, School of Mathematical Sciences, Tel-Aviv University, Tel-Aviv 69978, Israel (e-mail: levant@post.tau.ac.il).

Digital Object Identifier 10.1109/TAC.2005.858636

- model-based observers are usually restricted to the cases when the model is exactly known;
- high-gain differentiators [2] are not exact with any fixed finite gain and feature the peaking effect with high gains: The maximal output value during the transient grows infinitely as the gains tend to infinity (see, for example, [3], [5], [12], [15], and [16]).

The sliding mode observers are widely used due to the finite-time convergence, robustness with respect to uncertainties and the possibility of uncertainty estimation (see, for example, the bibliography in the recent tutorials [3], [5], and [12]). A new generation of observers based on the second-order sliding-mode algorithms has been recently developed. In particular, asymptotic observers [13] and the asymptotic observer for systems with Coulomb friction [1], [11] were designed based on the second-order sliding-mode. These observers require the proof of a separation principle theorem due to the asymptotic convergence of the estimated values to the real ones.

A robust exact differentiator [9] featuring finite-time convergence was designed as an application of the super-twisting algorithm [8]. Its implementation does not need the separation principle to be proved. These differentiators were, for example, successfully applied in [14], [4], and [10]. A new differentiator [7] was developed, based on it. Straightforward application of such a differentiator does not benefit from the knowledge of a mathematical model of the process. If such a model is known, or the system parameters and uncertainties can be estimated (which is common for the case of mechanical systems with Coulomb friction), it is reasonable to design a system-specific observer.

An observer is proposed in this paper, which reconstructs the velocity from the position measurements, using the modification of the second-order sliding-mode super-twisting algorithm [8] with finite-time convergence. The separation principle theorem is trivial in this case, and the observer can be designed separately from the controller. Only partial knowledge of the system model is required. The discrete version of the of the proposed observer is considered, and the corresponding accuracy of the proposed observer is estimated.

### II. PROBLEM STATEMENT

The general model of second-order mechanical systems has the form

$$M(\mathbf{q})\ddot{\mathbf{q}} + C(\mathbf{q}, \dot{\mathbf{q}})\dot{\mathbf{q}} + P(\dot{\mathbf{q}}) + G(\mathbf{q}) + \Delta(t, \mathbf{q}, \dot{\mathbf{q}}) = \tau \quad (1)$$

where  $\mathbf{q} \in R^n$  is a vector of generalized coordinates,  $M(\mathbf{q})$  is the inertia matrix,  $C(\mathbf{q}, \dot{\mathbf{q}})$  is the matrix of Coriolis and centrifugal forces,  $P(\dot{\mathbf{q}})$  is the Coulomb friction, which possibly contains relay terms depending on  $\dot{\mathbf{q}}$ ,  $G(\mathbf{q})$  is the term of gravitational forces,  $\Delta(t, \mathbf{q}, \dot{\mathbf{q}})$  is an uncertainty term and  $\tau$  is the torque produced by the actuators. The control input  $\tau$  is assumed to be given by some known feedback function. Note that  $M(\mathbf{q})$  is invertible, since  $M(\mathbf{q}) = M^T(\mathbf{q})$  is strictly positive definite. Also, other terms are supposed to be uncertain, but the corresponding nominal functions  $M_n(\mathbf{q}), C_n(\mathbf{q}, \dot{\mathbf{q}}), P_n(\dot{\mathbf{q}}), G_n(\mathbf{q})$  are assumed known.

Introducing the variables  $x_1 = \mathbf{q}, x_2 = \dot{\mathbf{q}}, u = \tau$ , the model (1) can be rewritten in the state-space form

$$\begin{aligned} \dot{x}_1 &= x_2 \\ \dot{x}_2 &= f(t, x_1, x_2, u) + \xi(t, x_1, x_2, u) \quad u = U(t, x_1, x_2) \\ y &= x_1 \end{aligned} \quad (2)$$

where the nominal part of the system dynamics is represented by the function

$$f(t, x_1, x_2, u) = -M_n^{-1}(x_1) \times [C_n(x_1, x_2)x_2 + P(x_2) + G_n(x_1) - u]$$

containing the known nominal functions  $M_n, C_n, G_n, P$ , while the uncertainties are concentrated in the term  $\xi(t, x_1, x_2, u)$ . The solutions to the system (2) are understood in Filippov's sense [6]. It is assumed that the function  $f(t, x_1, x_2, U(t, x_1, x_2))$  and the uncertainty  $\xi(t, x_1, x_2, U(t, x_1, x_2))$  are Lebesgue-measurable and uniformly bounded in any compact region of the state-space  $x_1, x_2$ .

The task is to design a finite-time convergent observer of the velocity  $\dot{\mathbf{q}}$  for the original system (1), when only the position  $\mathbf{q}$  and the nominal model are available. In other words, the state  $x_2$  of the system (2) is to be observed, while only the state  $x_1$  is available. Only the scalar case  $x_1, x_2 \in \mathbb{R}$  is considered for the sake of simplicity. In the vector case, the observers are constructed in parallel for each position variable  $x_{1j}$  in exactly the same way.

### III. OBSERVER DESIGN

The proposed super-twisting observer has the form

$$\begin{aligned}\dot{\hat{x}}_1 &= \hat{x}_2 + z_1 \\ \dot{\hat{x}}_2 &= f(t, x_1, \hat{x}_2, u) + z_2\end{aligned}\quad (3)$$

where  $\hat{x}_1$  and  $\hat{x}_2$  are the state estimations, and the correction variables  $z_1$  and  $z_2$  are output injections of the form

$$\begin{aligned}z_1 &= \lambda|x_1 - \hat{x}_1|^{1/2} \text{sign}(x_1 - \hat{x}_1) \\ z_2 &= \alpha \text{sign}(x_1 - \hat{x}_1).\end{aligned}\quad (4)$$

It is taken for the definiteness that at the initial moment  $\hat{x}_1 = x_1$  and  $\hat{x}_2 = 0$ . Taking  $\tilde{x}_1 = x_1 - \hat{x}_1$  and  $\tilde{x}_2 = x_2 - \hat{x}_2$  we obtain the error equations

$$\begin{aligned}\dot{\tilde{x}}_1 &= \tilde{x}_2 - \lambda|\tilde{x}_1|^{1/2} \text{sign}(\tilde{x}_1) \\ \dot{\tilde{x}}_2 &= F(t, x_1, x_2, \hat{x}_2) - \alpha \text{sign}(\tilde{x}_1)\end{aligned}\quad (5)$$

where  $F(t, x_1, x_2, \hat{x}_2) = f(t, x_1, x_2, U(t, x_1, x_2)) - f(t, x_1, \hat{x}_2, U(t, x_1, x_2)) + \xi(t, x_1, x_2, U(t, x_1, x_2))$ . Suppose that the system states can be assumed bounded, then the existence is ensured of a constant  $f^+$ , such that the inequality

$$|F(t, x_1, x_2, \hat{x}_2)| < f^+ \quad (6)$$

holds for any possible  $t, x_1, x_2$  and  $|\hat{x}_2| \leq 2 \sup |x_2|$ .

*Remark 1:* When the accelerations in the mechanical system are bounded, the constant  $f^+$  can be found as the double maximal possible acceleration of the system. Moreover, the estimation constant  $f^+$  does not depend on the nominal elasticity and control terms. Such assumption of the state boundedness is true too, if, for example, system (2) is BIBS stable, and the control input  $u = U(t, x_1, x_2)$  is bounded.

Let  $\alpha$  and  $\lambda$  satisfy the inequalities

$$\begin{aligned}\alpha &> f^+ \\ \lambda &> \sqrt{\frac{2}{\alpha - f^+} \frac{(\alpha + f^+)(1+p)}{(1-p)}}\end{aligned}\quad (7)$$

where  $p$  is some chosen constant,  $0 < p < 1$ .

*Theorem 1:* Suppose that the parameters of the observer (3), (4) are selected according to (7), and condition (6) holds for system (2). Then, the variables of the observer (3), (4) converge in finite time to the states of system (2), i.e.,  $(\hat{x}_1, \hat{x}_2) \rightarrow (x_1, x_2)$ .

*Proof:* In order to prove the convergence of the state estimates to the real states, it is necessary to prove first the convergence of  $\tilde{x}_1$  and  $\tilde{x}_2$  to zero. Assume at first that (6) holds all the time (it will be proved

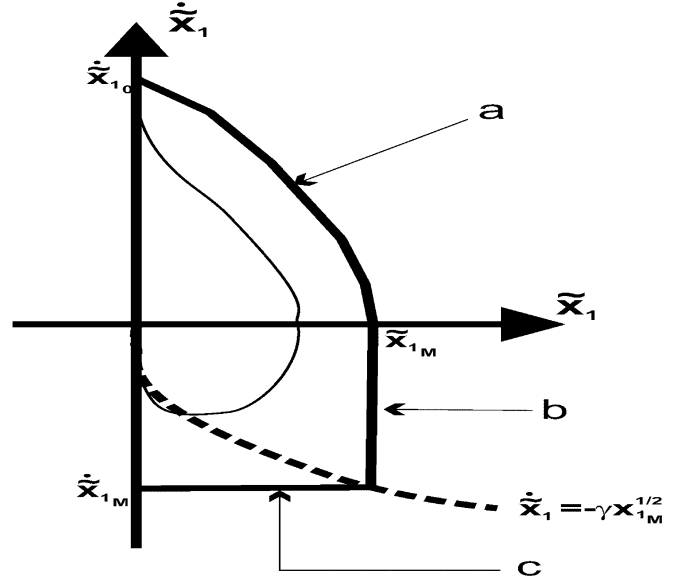


Fig. 1. Majorant curve for the finite-time convergent observer.

further). As follows from (5), (6), estimation errors  $\tilde{x}_1$  and  $\tilde{x}_2$  satisfy the differential inclusion

$$\begin{aligned}\dot{\tilde{x}}_1 &= \tilde{x}_2 - \lambda|\tilde{x}_1|^{1/2} \text{sign}(\tilde{x}_1) \\ \dot{\tilde{x}}_2 &\in [-f^+, +f^+] - \alpha \text{sign}(\tilde{x}_1).\end{aligned}\quad (8)$$

Here and further, all differential inclusions are understood in the Filippov sense, which means that the right hand side is enlarged in some points in order to satisfy the upper semicontinuity property [6], in particular the second formula of (8) turns into  $\dot{\tilde{x}}_2 \in [-\alpha - f^+, \alpha + f^+]$  with  $\tilde{x}_1 = 0$ . Note that the solutions of (8) exist for any initial condition and are infinitely extendible in time [6]. Computing the derivative of  $\dot{\tilde{x}}_1$  with  $\tilde{x}_1 \neq 0$  obtain

$$\ddot{\tilde{x}}_1 \in [-f^+, +f^+] - \left( \frac{1}{2} \lambda \frac{\dot{\tilde{x}}_1}{|\tilde{x}_1|^{1/2}} + \alpha \text{sign} \tilde{x}_1 \right).\quad (9)$$

The trivial identity  $d|x|/dt = \dot{x} \text{sign} x$  is used here. Inclusion (9) does not “remember” anything on the real system, but can be used to describe the majorant curve drawn in Fig. 1. Note that at the initial moment  $\tilde{x}_1 = 0$  and  $\tilde{x}_2 = x_2 - 0 = x_2$ . The trajectory enters the half-plane  $\tilde{x}_1 > 0$  with a positive initial value of  $x_2$  and the half-plane  $\tilde{x}_1 < 0$ , otherwise.

Let  $\tilde{x}_1 > 0$  then with  $\dot{\tilde{x}}_1 > 0$  the trajectory is confined between the axis  $\tilde{x}_1 = 0, \dot{\tilde{x}}_1 = 0$  and the trajectory of the equation  $\ddot{\tilde{x}}_1 = -(\alpha - f^+)$ ; see Fig. 1 line (a). Let  $\tilde{x}_{1M}$  be the intersection of this curve with the axis  $\dot{\tilde{x}}_1 = 0$ . Obviously,  $2(\alpha - f^+) \tilde{x}_{1M} = \dot{\tilde{x}}_{10}^2$ , where  $\dot{\tilde{x}}_{10} > 0$  is the value of  $\dot{\tilde{x}}_1$  with  $\tilde{x}_1 = 0$ . It is easy to see that for  $\tilde{x}_1 > 0, \dot{\tilde{x}}_1 > 0$

$$\ddot{\tilde{x}}_1 \leq f^+ - \alpha \text{sign} \tilde{x}_1 - \frac{1}{2} \lambda \frac{\dot{\tilde{x}}_1}{|\tilde{x}_1|^{1/2}} < 0.$$

Thus, the trajectory approaches the axis  $\dot{\tilde{x}}_1 = 0$ . The majorant curve for  $\tilde{x}_1 > 0, \dot{\tilde{x}}_1 \geq 0$  is described by the equation (see Fig. 1)

$$\dot{\tilde{x}}_1^2 = 2(\alpha - f^+) (\tilde{x}_{1M} - \tilde{x}_1) \quad \text{with} \quad \dot{\tilde{x}}_1 > 0.$$

The majorant curve for  $\tilde{x}_1 > 0, \dot{\tilde{x}}_1 \leq 0$  consists of two parts. In the first part the point instantly drops down from  $(\tilde{x}_{1M}, 0)$  to the point  $(\tilde{x}_{1M}, -(2/\lambda)(f^+ + \alpha)\tilde{x}_{1M}^{1/2})$ , where, in the “worst case,” the right-hand side of inclusion (9) is equal to zero [see Fig. 1, line (b)]. The

second part of the majorant curve is the horizontal segment between the points  $(\hat{x}_{1M}, -(2)/(\lambda)(f^+ + \alpha)\hat{x}_{1M}^{1/2}) = (\hat{x}_{1M}, \dot{\hat{x}}_{1M})$  and  $(0, \dot{\hat{x}}_{1M})$  [see Fig. 1, line (c)].

Condition (7) implies that

$$\frac{|\dot{\hat{x}}_{1M}|}{|\dot{\hat{x}}_{10}|} < \frac{1-p}{1+p} < 1.$$

Let us denote as  $\hat{x}_{10}, \hat{x}_{1M} = \hat{x}_{11}, \hat{x}_{12}, \dots, \hat{x}_{1i}, \dots$  the consequent crossing points of the system (5) trajectory starting at  $(0, \dot{\hat{x}}_{10})$  with the  $\hat{x}_1 = 0$  axis. Last inequality ensures the convergence of the state  $(0, \dot{\hat{x}}_{1i})$  to  $\hat{x}_1 = \dot{\hat{x}}_1 = 0$  and, moreover, the convergence of  $\sum_0^\infty |\dot{\hat{x}}_{1i}|$ .

Consider the dynamics of  $\hat{x}_2$  to prove the finite-time convergence. Obviously,  $\hat{x}_2 = \dot{\hat{x}}_1$  at the moments when  $\hat{x}_1 = 0$  and, taking into account that

$$\dot{\hat{x}}_2 = F(x_1, x_2, \hat{x}_2, u) - \alpha \operatorname{sign} \hat{x}_1$$

obtain that

$$0 < \alpha - f^+ \leq |\dot{\hat{x}}_2| \leq \alpha + f^+$$

holds in a small vicinity of the origin. Thus

$$|\dot{\hat{x}}_{1i}| \geq (\alpha - f^+)t_i$$

where  $t_i$  are the time intervals between the successive intersection of the trajectory with the axis  $\hat{x}_1 = 0$ . Hence

$$t_i \leq \frac{|\dot{\hat{x}}_{1i}|}{(\alpha - f^+)}$$

and the total convergence time is estimated by

$$T \leq \sum \frac{|\dot{\hat{x}}_{1i}|}{(\alpha - f^+)}.$$

Therefore,  $T$  is finite and the estimated states converge to the real states in finite time.

The previous proof was based on inequality (6). As follows from the aforementioned consideration, sufficiently large  $f^+$  provides for  $|\dot{\hat{x}}_2| \leq |\dot{\hat{x}}_{2,0}| = |x_2(t_0)|$ , where  $t_0$  is the initial time. It implies that  $|\dot{\hat{x}}_2| \leq |\dot{\hat{x}}_{2,0}| + |x_2| \leq 2 \sup |x_2|$ . Hence, the suggested choice of  $f^+$  is valid. ■

*Remark 2:* Finite-time convergence of the observer allows to design the observer and the control law separately, i.e., the separation principle is satisfied. The only requirement for its implementation is the boundedness of the function  $F(t, x_1, x_2, \hat{x}_2, u)$  in the operational domain. If the applied controller is known to stabilize the process, one of the admissible ways is to choose the observer dynamics fast enough to provide for the exact evaluation of the velocity before leaving some preliminarily chosen area, where the stabilization is assured. It is easily performed by simulation (see the following example).

*Remark 3:* The standard 2-sliding-mode-based differentiator [9] can be also implemented here to estimate the velocity. At the same time, the proposed observer requires smaller gains and is more accurate, since the elasticity term  $M^{-1}(\mathbf{q})G(\mathbf{q})$  does not influence the gain choice.

*Remark 4:* Another way to choose  $\alpha$  and  $\lambda$  is to take  $\alpha = a_1 f^+, \lambda = a_2 (f^+)^{1/2}$  with some predetermined proper  $a_1, a_2$ . In particular,  $a_1 = 1.1, a_2 = 1.5$  is a valid choice [9].

The previous analysis is valid for the ideal version of the observer. Let  $f, x, z_1, z_2$  be measured at discrete times with the time interval  $\delta$ ,

and let  $t_i, t_{i+1}$  be successive measurement times. Consider a discrete modification of the observer (the Euler scheme)

$$\begin{aligned} \hat{x}_1(t_{i+1}) &= \hat{x}_1(t_i) + (\hat{x}_2(t_i) + \lambda|x_1(t_i) - \hat{x}_1(t_i)|^{1/2} \\ &\quad \times \operatorname{sign}(x_1(t_i) - \hat{x}_1(t_i)))\delta \\ \hat{x}_2(t_{i+1}) &= \hat{x}_2(t_i) + (f(t_i, x_1(t_i), \hat{x}_2(t_i), u(t_i)) \\ &\quad + \alpha \operatorname{sign}(x_1(t_i) - \hat{x}_1(t_i)))\delta \end{aligned} \quad (10)$$

where  $\hat{x}_1(t_i), \hat{x}_2(t_i)$  are the estimated variables.

*Theorem 2:* Suppose that the function  $f$  is uniformly bounded and condition (6) holds. Then, the observation algorithm (10) with parameters (7) ensures the convergence of the estimation errors to the domain  $|\tilde{x}_1| \leq \gamma_1 \delta^2, |\tilde{x}_2| \leq \gamma_2 \delta$  where  $\gamma_1, \gamma_2$  are some constants, depending on the observer parameters.

*Proof:* Let  $t \in [t_i, t_{i+1})$ , where  $t_i, t_{i+1}$  are successive measurement times,  $t_{i+1} - t_i = \delta$ , and  $t$  is the current time. The observer (10) may be rewritten in the continuous time as follows:

$$\begin{aligned} \dot{\hat{x}}_1 &= \hat{x}_2(t_i) + \lambda|x_1(t_i) - \hat{x}_1(t_i)|^{1/2} \operatorname{sign}(x_1(t_i) - \hat{x}_1(t_i)) \\ \dot{\hat{x}}_2 &= f(t_i, x_1(t_i), \hat{x}_2(t_i), u(t_i)) + \alpha \operatorname{sign}(x_1(t_i) - \hat{x}_1(t_i)). \end{aligned} \quad (11)$$

Hence, the errors satisfy the differential inclusion

$$\begin{aligned} \dot{\tilde{x}}_1 &= \tilde{x}_2(t_i) + x_2 - x_2(t_i) - \lambda|\tilde{x}_1(t_i)|^{1/2} \operatorname{sign}(\tilde{x}_1(t_i)) \\ \dot{\tilde{x}}_2 &\in [-f^+, f^+] - \alpha \operatorname{sign}(\tilde{x}_1(t_i)). \end{aligned}$$

Let  $|f + \xi| \leq f_1^+$ , then

$$\begin{aligned} \dot{\tilde{x}}_1 &\in \tilde{x}_2(t_i) + [-f_1^+, f_1^+]\delta - \lambda|\tilde{x}_1(t_i)|^{1/2} \operatorname{sign}(\tilde{x}_1(t_i)) \\ \dot{\tilde{x}}_2 &\in [-f^+, f^+] - \alpha \operatorname{sign}(\tilde{x}_1(t_i)). \end{aligned} \quad (12)$$

It may be considered as (8) with measurement errors. Indeed, let  $D$  be some compact region around the origin  $O$  of the space  $\tilde{x}_1, \tilde{x}_2$ . As follows from the proof of Theorem 1, all trajectories of (8) starting in  $D$  converge in some finite time  $T$  to the origin  $O$ . During this time they do not leave some larger homogeneous disk  $B_{R_0} = \{(\tilde{x}_1, \tilde{x}_2) : |\tilde{x}_1|^{1/2} + |\tilde{x}_2| \leq R_0\}$ . Let  $M(R) = \max\{\tilde{x}_2 - \lambda|\tilde{x}_1|^{1/2} \operatorname{sign}(\tilde{x}_1) : (\tilde{x}_1, \tilde{x}_2) \in B_R\}$ . Due to the homogeneity property  $M(R) = mR$  holds, where the constant  $m > 0$  can be easily calculated. Thus, obviously

$$|\tilde{x}_1(t) - \tilde{x}_1(t_i)| \leq mR_0\delta \quad |\tilde{x}_2(t) - \tilde{x}_2(t_i)| \leq (f^+ + \alpha)\delta$$

in  $B_{R_0}$  and, denoting  $f_2^+ = f^+ + f_1^+ + \alpha$ , obtain that the trajectories of (12) satisfy the inclusion

$$\begin{aligned} \dot{\tilde{x}}_1 &\in \tilde{x}_2 + [-f_2^+, f_2^+]\delta - \lambda|\tilde{x}_1 + [-2m, 2m]R_0\delta|^{1/2} \\ &\quad \times \operatorname{sign}(\tilde{x}_1 + [-2m, 2m]R_0\delta) \\ \dot{\tilde{x}}_2 &\in [-f^+, f^+] - \alpha \operatorname{sign}(\tilde{x}_1 + [-2m, 2m]R_0\delta) \end{aligned} \quad (13)$$

while  $(\tilde{x}_1, \tilde{x}_2) \in B_{2R_0}$ . With  $\delta$  being zero, the dynamics (13) coincides with (8), whose trajectories converge in finite time to the origin. Due to the continuous dependence of the Filippov solutions on the graph of the differential inclusion, with sufficiently small  $\delta$  the trajectories of (13) starting in  $D$  terminate in the time  $T$  in some small compact vicinity  $\tilde{D} \subset D$  of the origin without leaving  $B_{2R_0}$  on the way. Let  $\Omega$  be the compact set [6] of all points belonging to the trajectory segments starting in  $\tilde{D}$  and corresponding to the closed time interval  $T$ .  $\tilde{D} \subset \Omega$ . With  $\delta$  small enough  $\tilde{D} \subset \Omega \subset D$ , since the origin  $O$  is invariant for (13).

Obviously,  $\Omega$  is an invariant set attracting the trajectories of (12) starting in  $D$ . Check now that it is a globally attracting set. Define a homogeneous parameter-time-coordinate transformation

$$\begin{aligned} t &\mapsto \eta t & (\tilde{x}_1, \tilde{x}_2) &\mapsto (\eta^2 \tilde{x}_1, \eta \tilde{x}_2) \\ (R_0, \delta) &\mapsto (\eta R_0, \eta \delta) \end{aligned} \quad (14)$$

and let  $G_\eta(\tilde{x}_1, \tilde{x}_2) = (\eta^2 \tilde{x}_1, \eta \tilde{x}_2)$ . It is easily seen that (14) preserves (13), i.e., the trajectories are preserved. Choose such  $\eta > 1$  that  $G_\eta \Omega \subset D$ , then the trajectories of the inclusion

$$\begin{aligned} \dot{\tilde{x}}_1 &\in \tilde{x}_2 + [-f_2^+, f_2^+] \eta \delta - \lambda |\tilde{x}_1 + [-2m, 2m] R_0 \eta^2 \delta|^{1/2} \\ &\quad \times \text{sign}(\tilde{x}_1 + [-2m, 2m] R_0 \eta^2 \delta) \\ \dot{\tilde{x}}_2 &\in [-f^+, f^+] - \alpha \text{sign}(\tilde{x}_1 + [-2m, 2m] R_0 \eta^2 \delta) \end{aligned} \quad (15)$$

starting in  $G_\eta D$  terminate following time  $\eta T$  in  $G_\eta \Omega \subset D$  without leaving  $G_\eta B_{2R_0} = B_{2\eta R_0}$  on the way. Comparing (13) and (15) obtain that (15) describes the solutions of (12) in  $B_{2\eta R_0}$ , but with redundantly enlarged “noise level” due to the replacement of  $\delta$  by  $\eta \delta > \delta$ . Hence, the solutions of (12) satisfy (15) in  $B_{2\eta R_0}$ . Therefore, the trajectories of (12) starting in  $G_\eta D$  terminate following time  $\eta T$  in  $G_\eta \Omega \subset D$  and proceed into  $\Omega$  in time  $T$ . Representing the whole plane  $\tilde{x}_1, \tilde{x}_2$  as  $\mathbf{R}^2 = \cup G_\eta^k D$  obtain the global finite-time convergence to the set  $\Omega$ .

It is easy to see that (12) is invariant with respect to the transformation  $t \mapsto \eta t, (\tilde{x}_1, \tilde{x}_2) \mapsto (\eta^2 \tilde{x}_1, \eta \tilde{x}_2), \delta \mapsto \eta \delta$ . Let  $\Omega$  satisfy the inequalities  $|\tilde{x}_1| \leq a_1, |\tilde{x}_2| \leq a_2$  with some discretization interval  $\delta_0$ . Applying the transformation with  $\eta = \delta/\delta_0$  obtain that with arbitrary  $\delta > 0$  the invariant set satisfies the inequalities  $|\tilde{x}_1| \leq \gamma_1 \delta^2, |\tilde{x}_2| \leq \gamma_2 \delta$  with  $\gamma_1 = a_1/\delta_0^2, \gamma_2 = a_2/\delta_0$ . ■

#### IV. EXAMPLE

Consider a pendulum system with Coulomb friction and external perturbation given by the equation

$$\ddot{\theta} = \frac{1}{J} \tau - \frac{g}{L} \sin \theta - \frac{V_s}{J} \dot{\theta} - \frac{P_s}{J} \text{sign}(\dot{\theta}) + v \quad (16)$$

where the values  $M = 1.1, g = 9.815, L = 0.9, J = ML^2 = 0.891, V_s = 0.18, P_s = 0.45$  were taken and  $v$  is an uncertain external perturbation,  $|v| \leq 1$ . It was taken  $v = 0.5 \sin 2t + 0.5 \cos 5t$  in simulation. Let it be driven by the twisting controller

$$\tau = -30 \text{sign}(\theta - \theta_d) - 15 \text{sign}(\dot{\theta} - \dot{\theta}_d) \quad (17)$$

where  $\theta_d = \sin t$  and  $\dot{\theta}_d = \cos t$  are the reference signals. The system can be rewritten as

$$\begin{aligned} \dot{x}_1 &= x_2 \\ \dot{x}_2 &= \frac{1}{J} \tau - \frac{g}{L} \sin x_1 - \frac{V_s}{J} x_2 - \frac{P_s}{J} \text{sign}(x_2) + v. \end{aligned}$$

Thus, the proposed velocity observer (see Remark 3) has the form

$$\begin{aligned} \dot{\hat{x}}_1 &= \hat{x}_2 + 1.5(f^+)^{1/2} |\hat{x}_1|^{1/2} \text{sign}(x_1 - \hat{x}_1) \\ \dot{\hat{x}}_2 &= \frac{1}{J_n} \tau - \frac{g}{L_n} \sin x_1 - \frac{V_{sn}}{J_n} \hat{x}_2 + 1.1 f^+ \text{sign}(x_1 - \hat{x}_1) \end{aligned}$$

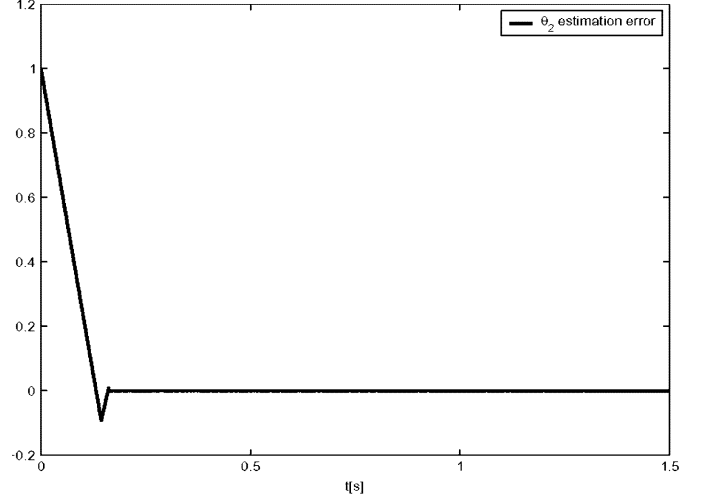


Fig. 2. Estimation error for  $x_2$ .

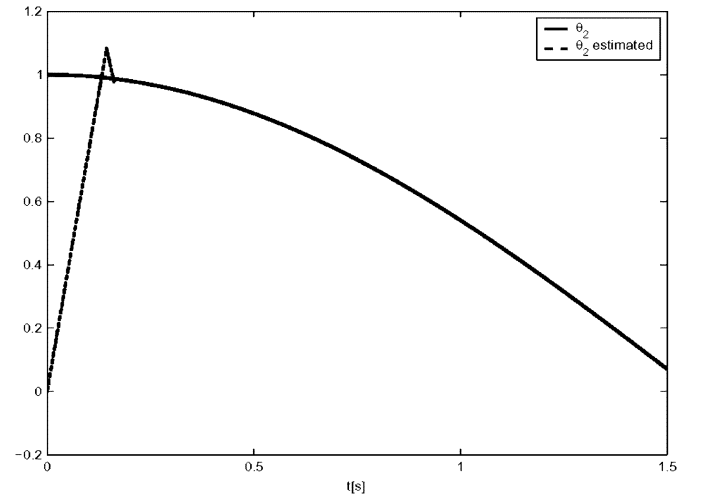
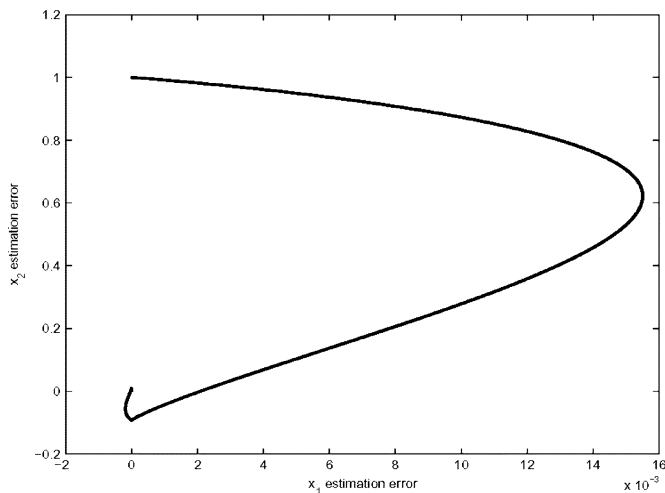
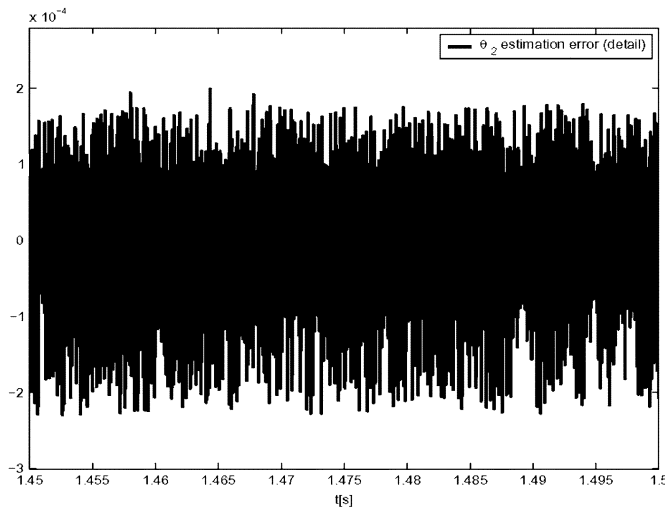
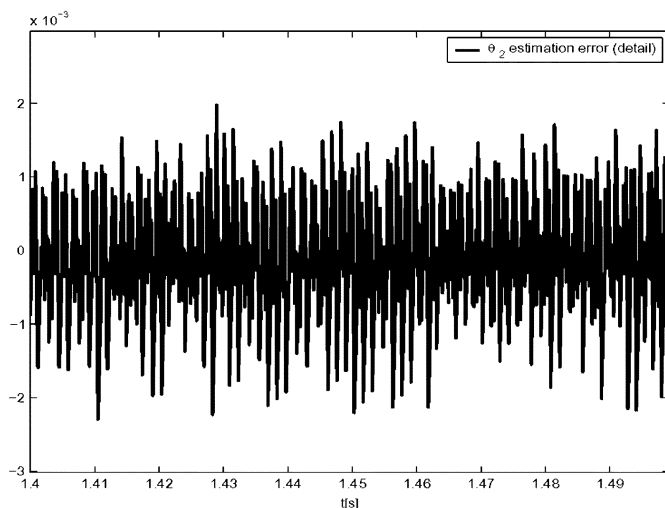


Fig. 3. Real and estimated velocity.

where  $M_n = 1, L_n = 1, J_n = M_n L_n^2 = 1, V_{sn} = 0.2, P_{sn} = 0.5$  are the “known” nominal values of the parameters, and  $f^+$  is to be assigned. Assume also that it is known that the real parameters differ from the known values by not more than 10%. The initial values  $\theta = x_1 = \hat{x}_1 = 0$  and  $\dot{\theta} = x_2 = \hat{x}_2 = 1$  were taken at  $t = 0$ . Identifying 0 and  $2\pi$  obtain that  $\theta$  belongs to a compact set (a ring). Thus, obviously, dynamic system (16) is BIBS stable. Easy calculation shows that the given controller provides for  $|\tau| \leq 45$ , and the inequality  $|\dot{\theta}| \leq 70$  is ensured, when the nominal values of parameters and their maximal possible deviations are taken into account. Taking  $|x_2| \leq 70, |\hat{x}_2| \leq 140$  obtain that  $|F| = |(1/J)\tau - (g/L)\sin x_1 - (V_s/J)x_2 - (P_s/J)\text{sign}(x_2) + v - (1/J_n)\tau + (g/L_n)\sin x_1 + (V_{sn}/J_n)\hat{x}_2| < 60 = f^+$ . Therefore, the observer parameters  $\alpha = 66$  and  $\lambda = 11.7$  were chosen. Simulation adjustment (see Remark 1) shows that  $f^+ = 6$  and the respective values  $\alpha = 6.6$  and  $\lambda = 4$  are sufficient. Note that the terms  $(MgL/J)\sin x_1$  and  $(1/J)\tau$  would be fully taken into account for the choice of the differentiator parameters [9] causing much larger coefficients to be used. The performance of the observer with the sampling interval  $\delta = 0.00001$  is shown in Fig. 2. The finite-time convergence of the estimated velocity to the real one is demonstrated in Fig. 3, and

Fig. 4. Graph of  $\bar{x}_1$  versus  $\bar{x}_2$ .Fig. 5. Error of  $x_2$  estimation (detail) with the sampling interval  $\delta = 0.0001$ .Fig. 6. Error of  $x_2$  estimation (detail) with the sampling interval  $\delta = 0.0001$ .

the proportional increase of the estimation error. This corresponds to Theorem 2.

## V. CONCLUSION

The super-twisting second-order sliding-mode algorithm was modified in order to design a velocity observer for mechanical systems. The finite-time convergence of the observer is proved. Consequently, the separation principle is automatically satisfied, i.e., a controller and the observer can be separately designed. The gains of the proposed observer can be chosen ignoring the elasticity terms.

For the discrete realization of the observer the corresponding accuracy is estimated.

## REFERENCES

- [1] J. Alvarez, Y. Orlov, and L. Acho, "An invariance principle for discontinuous dynamic systems with application to a coulomb friction oscillator," *J. Dyna. Syst., Measure., Control*, vol. 122, pp. 687–690, 2000.
- [2] A. N. Atassi and H. K. Khalil, "Separation results for the stabilization of nonlinear systems using different high-gain observer design," *Syst. Control Lett.*, vol. 39, pp. 183–191, 2000.
- [3] J. P. Barbot, M. Djemai, and T. Boukhobza, "Sliding mode observers," in *Sliding Mode Control in Engineering*. ser. Control Engineering, W. Perruquetti and J. P. Barbot, Eds. New York: Marcel Dekker, 2002, pp. 103–130.
- [4] G. Bartolini, A. Pisano, E. Punta, and E. Usai, "A survey of applications of second-order sliding mode control to mechanical systems," *Int. J. Control*, vol. 76, pp. 875–892, 2003.
- [5] C. Edwards, S. K. Spurgeon, and R. G. Hebden, "On development and applications of sliding mode observers," in *Variable Structure Systems: Toward XXIst Century*. ser. Lecture Notes in Control and Information Science, J. Xu and Y. Xu, Eds. Berlin, Germany: Springer-Verlag, 2002, pp. 253–282.
- [6] A. F. Filippov, *Differential Equations with Discontinuous Right-Hand Sides*. Dordrecht, The Netherlands: Kluwer, 1988.
- [7] S. Kobayashi, S. Suzuki, and K. Furuta, "Adaptive VS differentiator," in *Advances in Variable Structure Systems, Proc. 7th VSS Workshop*, Sarajevo, Jul. 2002, pp. 35–45.
- [8] A. Levant, "Sliding order and sliding accuracy in sliding mode control," *Int. J. Control*, vol. 58, pp. 1247–1263, 1993.
- [9] A. Levant, "Robust exact differentiation via sliding mode technique," *Automatica*, vol. 34, no. 3, pp. 379–384, 1998.
- [10] A. Pisano and E. Usai, "Output-feedback control of an underwater vehicle prototype by higher-order sliding modes," *Automatica*, vol. 40, pp. 1525–1531, 2004.
- [11] Y. Orlov, L. Aguilar, and J. C. Cadiou, "Switched chattering control vs. backlash/friction phenomena in electrical servo-motors," *Int. J. Control*, vol. 76, no. 9–10, pp. 959–967, 2003.
- [12] A. S. Poznyak, "Stochastic output noise effects in sliding mode estimations," *Int. J. Control*, vol. 76, pp. 986–999, 2003.
- [13] Y. B. Shtessel, I. A. Shkolnikov, and M. D. J. Brown, "An asymptotic second-order smooth sliding mode control," *Asian J. Control*, vol. 5, no. 4, pp. 498–504, 2003.
- [14] H. Sira-Ramirez, "Dynamic second-order sliding mode control of the hovercraft vessel," *IEEE Trans. Control Syst. Technol.*, vol. 10, no. 6, pp. 860–865, Nov. 2002.
- [15] B. Xian, M. S. de Queiroz, D. M. Dawson, and M. L. McIntyre, "A discontinuous output feedback controller and velocity observer for nonlinear mechanical systems," *Automatica*, vol. 40, no. 3, pp. 695–700, 2004.
- [16] J. J. Slotine, J. K. Hedrik, and E. A. Misawa, "On sliding observers for nonlinear systems," *ASME J. Dyna. Syst. Meas.*, vol. 109, pp. 245–252, 1987.

Fig. 4 shows the convergence in the plane  $\bar{x}_1$  vs  $\bar{x}_2$ . A detail of the estimation error graph is shown in Fig. 5. Fig. 6 demonstrates that the tenfold increase of the sampling time interval up to  $\delta = 0.0001$  causes